

FULL VENEER STONES

7.1.2022

Coverage estimates assume 1/2 - 3/4" mortar joints. Please view our website for photo selections:




Full Thickness Veneer (Standard bed depth 3"-5")	ITEM#	YIELD PER TON	APPROX. SQFT. COST	PRICE PER TON
Battleship Gray	VEN063	40-42	10.00	400.00
Bluestone Veneer	VEN060	42-44	18.81	790.00
Buff Shell	VEN066	40-42	10.00	400.00
Buckskin Splitface	VEN090	40-42	10.63	425.00
Buckskin Castle Rock	VEN089	40-42	10.63	425.00
Cabin Creek	VEN068	40-42	14.38	575.00
Cabin Creek Builders	VEN120	40-42	11.25	450.00
Chesterfield	VEN018	40-42	11.00	440.00
Choctaw Brown	VEN007	40-42	6.00	240.00
Choctaw Blue	VEN008	40-42	6.00	240.00
Classic Buff	VEN012	40-42	11.25	450.00
Crystal Ridge Ledger	EDG075	42-44	13.69	675.00
Cottonwood Random Splitface	VEN052	38-40	10.53	400.00
Cottonwood Sawn Height Splitface	VEN152	40-42	13.71	550.00
Country Squire	VEN024	38-40	14.47	550.00
Hillsboro Random Splitface	VEN048	40-42	10.00	400.00
Hillsboro (SAWN HEIGHTS 2/5/7)	VEN039	42-44	13.10	550.00
Indiana Limestone (SAWN HEIGHTS 2/5/7)	VEN022	42-44	16.07	675.00
Mahogany Splitface	VEN005	38-40	13.16	500.00
Misty River Ledgestone	VEN097	35-38	21.43	750.00
Moss Rock Builders	VEN014	38-40	10.57	400.00
Mystic Purple	VEN023	38-40	15.13	575.00
Niagara Blend	VEN049	38-40	20.39	775.00
Rustic	VEN013	38-40	20.39	775.00
White Chesterfield	VEN053	40-42	11.00	440.00
Winterset	VEN021	40-42	10.63	425.00




P.O. Box 5133 550 S. Packard Kansas City KS 66105 913.371.7757

Due to rapidly changing market conditions, pricing may fluctuate after printing of our price list. Please call to verify product pricing and availability.

INDIANA LIMESTONE PRODUCTS

<u>INDIANA LIMESTONE</u>	<u>VARIEGATED (BUFF/GRAY)</u>	<u>ITEM</u>	<u>PRICE</u>
WALL CAP 18" 48" x 18" x 3"	SNAP EDGE/SAWN HEIGHT	WALCAP18	210.00 each
WALL CAP 20" 48" x 20" x 3"	SNAP EDGE/SAWN HEIGHT	WALCAP20	235.00 each
WALL CAP 18" x 36" x 2"	SAWN EDGE/SAWN HEIGHT	FLA225	95.00 each
COLUMN CAP 18" x 18" x 3"	SNAP EDGE/SAWN HEIGHT	WAL022	80.00 each
COLUMN CAP 24" x 24" x 3"	SNAP EDGE/SAWN HEIGHT	WAL003	140.00 each
COLUMN CAP 28" x 28" x 3"	SNAP EDGE/SAWN HEIGHT	WAL020	190.00 each
COLUMN CAP 32" x 32" x 3"	SNAP EDGE/SAWN HEIGHT	WAL018	250.00 each
			

<u>INDIANA LIMESTONE</u>		<u>PRICE</u>
2 1/4" x 5" SILL	ROCKFACE 1 SIDE / DRIP EDGE	 10.00 LF
KEYSTONE 10 3/8" TALL	SMOOTH FACE/SAWN HEIGHT	IND015 37.50 each
KEYSTONE 10 3/8" TALL	ROCK FACE/SAWN HEIGHT	IND016 50.00 each
2 1/4" x 2 1/2" x 48" THIN SILL	ROCKFACE 1 SIDE	IND040 8.00 LF
POOL COPING	2-1/4" X 13-1/8" X 48" BULLNOSED	IND011 152.00 each

<u>BUCKSKIN CAPS</u>		<u>PRICE</u>
COLUMN CAP 18" x 18" x 3"	SNAP EDGE / NATURAL CLEFT TOP & BOTTOM	FLA034 100.00 each
COLUMN CAP 24" x 24" x 3"		FLA056 150.00 each
BUCKSKIN WALL CAP 18"		WAL075 35.00 / LF

7.1.2022



P.O. Box 5133 550 S. Packard Kansas City KS 66105 913.371.7757

Due to rapidly changing market conditions, pricing may fluctuate after printing of our price list. Please call to verify product pricing and availability.